

**【Product Name】** MagPure Viral DNA/RNA Precast Kit (KingFisher)

**【Product Specification】** 96 Preps/Kit

**【Intended Use】**

This product is suitable for extracting total viral nucleic acid from cell-free /low-content cell biological samples such as body fluids, serums, plasma, soaking solutions, tissue homogenate supernatant, and culture supernatant. The product after treatment is used for RT-PCR and PCR detection.

**【Principle】**

This product is based on the purification method of high binding magnetic particles. The sample is lysed and digested under the action of lysate and Protease. DNA/RNA is released into the lysate. After adding magnetic particles and binding solution, DNA/RNA will be adsorbed on the surface of magnetic particles, and impurities such as proteins will be removed without adsorption. The adsorbed particles were washed with washing solution to remove proteins and impurities, washed with ethanol to remove salts, and finally DNA/RNA was eluted by Nuclease Free Water.

**【Main Composition】**

Cat.No	Reagent	IVD5412-F-96
PK/Carrier RNA		1x 24 mg/Bottle
Protease Dissolve Buffer Blue		1.8 ml/Bottle
Tip		1
Sample Plate (DW Plate)	500µl Buffer MLB	1
Wash 1 Plate (DW Plate)	500µl Buffer MW1	1
Wash 2 Plate (DW Plate)	500µl Buffer CW	1
Beads Plate (DW Plate)	500µl Buffer CW & 20µl MPN/Well	1
Elute Plate (KF Plate)	90µl NFW/Well	1

**【Storage conditions and validity】**

This kit is shipped and stored at room temperature and is valid for 12 months.



**【Applicable Instrument】**

Nucleic Acid Extraction Machine such as KingFisher Flex, Kingfisher Duo or similar. Automatic Nucleic acid workstation such as Tican, HAMILTON, Aurora, BGI or similar.

**【Sample Requirements】**

Virus DNA/RNA was extracted from whole blood, serum, plasma, diseased materials, feces and body fluid. If the volume of liquid sample less than 200µl, add PBS buffer or saline to 200µl.

**【Preparation before Use】**

According to the label, add 1.2ml Protease Dissolve Buffer Blue into the bottle of PK/Carrier RNA, and then stored at - 20°C after dissolve.

**【Operation of KingFisher Flex】**

1. Take out the required components of the kit and Inverting the plate of Beads Plate several times to re-suspend the beads.
2. Remove the sealing bag and sealing film.
3. Add 10µl PK/carrier RNA into the well of Sample Plate.
4. Add 200~300µl Sample into the well of Sample Plate.
5. Add Tip to Beads Plate.
6. Start the corresponding program (IVD5412\_F\_96CE).
7. Finish the operation after ~20 minutes.
8. Remove the 96-well plate and store the products(Elute Plate) at -20~8°C.

**【Operateion of Allsheng Auto-Pure 96】**

1. Take out the required components of the kit and Inverting the Beads Plate several times to re-suspend the magnetic beads.
2. Remove the sealing bag and sealing film.
3. Add 10µl PK/carrier RNA into the well of Sample Plate.
4. Add 200~300µl Sample into the well of Sample Plate.

- Add Tip to Beads Plate.
- Plate the reagent Plate into the machine.

Plate 1	Plate 2	Plate 3	Plate 4	Plate 8
Beads Plate/Tip	Sample Plate	Wash 1 Plate	Wash 2 Plate	Elute Plate

- Start the corresponding program (Allsheng Auto-Pure program parameters).

Step	Name	Plate	Mix Time	Mix Range	Wait time	Volume	Speed	Temp.	Magnet
1	-Load-	1							
1	Collect	1	1	80	0	500	6	close	1
2	Bind	2	6	80	0	700	6	Close	2
3	Wash 1	3	1	80	0	500	6	Close	1
4	Wash 2	4	1	80	0	500	6	Close	1
5	Dry	5	0	80	2	200	6	Close	0
6	Elute	8	4	80	0	100	6	55	2
7	-Upload-	4							

- Finish the operation after ~20 minutes.
- Remove the 96-well plate and store the product (Elute Plate) at -20~8°C.














### 【Product performance】

- Appearance inspection: The kit should be completely composed, the appearance of the package should be clean, no leakage, and no damage; the signs and labels should be clear.
- Nucleic acid purity: Extract 1mg liver homogenate (PBS, 200µl) according to the instructions. The OD260 / 280 value is 1.7-2.0, A260 / 230 value is 1.2-1.8.
- Nucleic acid yield: Extract 1mg liver homogenate (PBS, 200µl) according to the instructions, the yield is 2~ 5ug%.
- Nucleic acid integrity: 1mg liver homogenate (200µl) was extracted according to the instructions. There was no obvious degradation of DNA / RNA during electrophoresis of the product.

### 【Basic Information】

	<b>Guangzhou Magen Biotechnology Co., Ltd.</b> Room 401, Building D, No. 7, Jingye 3rd Street, Yushu Industrial Park, Guangzhou Hi-Tech Industrial Development Zone, Huangpu District, Guangzhou, 510663, China <a href="http://www.magen-tec.com">www.magen-tec.com</a> 86-20-3855 5004
	<b>Statelab GmbH</b> Friedrich-Ebert-Strasse 7, 58642 Iserlohn, Germany

### 【Explanation of Marks】

	The product is used in vitro, please don't swallow it		Please don't reuse it
	Validity		Please read the instruction book carefully before using
	Warning, please refer to the instructions in the annex		Manufacturer
	Temperature scope within which the product is reserved		Batch number
	European union authorization representative		Keep dry
	Avoid overexposure to the sun		Don't use the product when the package is damaged
	The product meets the basic requirements of European in vitro diagnostic medical devices directive 98/79/EC		